

### Westland Whirlwind Collection



For the best results these decals should be applied to a gloss surface such as provided by either Xtracolor or Xtracrylix paints. Cut out the decal required and soak in warm water until the decal is released from the backing paper. Wet the area to be decaled with MICRO SET which will help to eliminate air trapped under the decal and position the decal.


After 5 or 10 minutes wet the decal with MICRO SOL which will soften the decal and ensure that it settles down over any surface detail. Allow the decal to dry for at least 12 hours. During this time some wrinkling of the decal may occur, this is normal. Do not touch the decal at this time.

Carefully check for small air bubbles and if there are any prick with a needle and apply a drop of MICRO SOL. After all air bubbles have been eliminated and the decals are dry wash the entire model with water to remove any excess decal adhesive.


When completely dry the whole model should be sprayed with a coat of Xtracolor or Xtracrylix Flat, Satin or Gloss varnish depending on the finish required.

Store in a cool dry place, avoid sunlight, dampness or extremes of temperature and/or humidity.


Westland Whirlwind HAS.7  
 XL847/'Z'/A/'327' of  
 820 Naval Air Squadron,  
 Royal Navy,  
 based aboard HMS Albion,  
 1959.




Sikorsky Whirlwind HAR.21  
 WV198 of  
 848 Naval Air Squadron,  
 Royal Navy,  
 1954.



Westland Whirlwind HAS.7  
 XK907/'9' of  
 Empire Test Pilots School,  
 Boscombe Down,  
 1963.



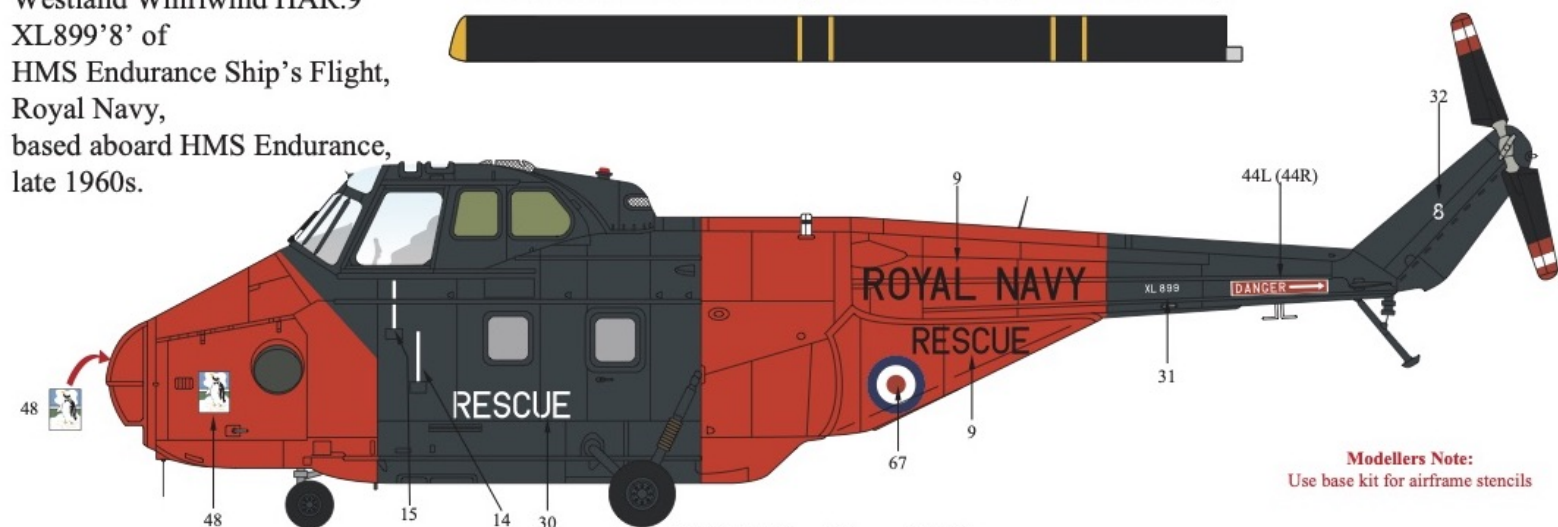
Sikorsky Whirlwind HAS.22  
 WV218/'528',  
 of Royal Navy,  
 1954.





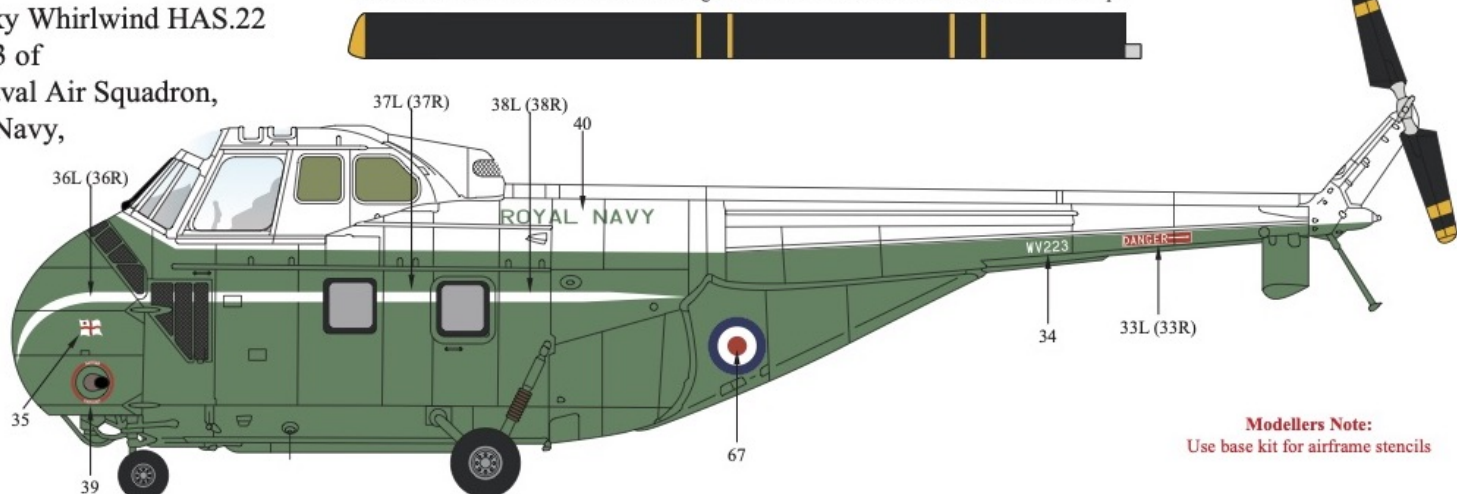
Website  
www.hannants.co.uk  
Westland Whirlwind HAR.9  
XL899'8' of  
HMS Endurance Ship's Flight,  
Royal Navy,  
based aboard HMS Endurance,  
late 1960s.

Overall RAF Blue-Grey with Fluorescent Day-Glo Red-Orange areas around the nose and mid-fuselage sections.  
The main rotor blades are BS381C:642 Night with BS381C:356 Golden Yellow tips.  
The tail rotor blades were also BS381C:642 Night but with BS381C:537 Post Office Red and White tips



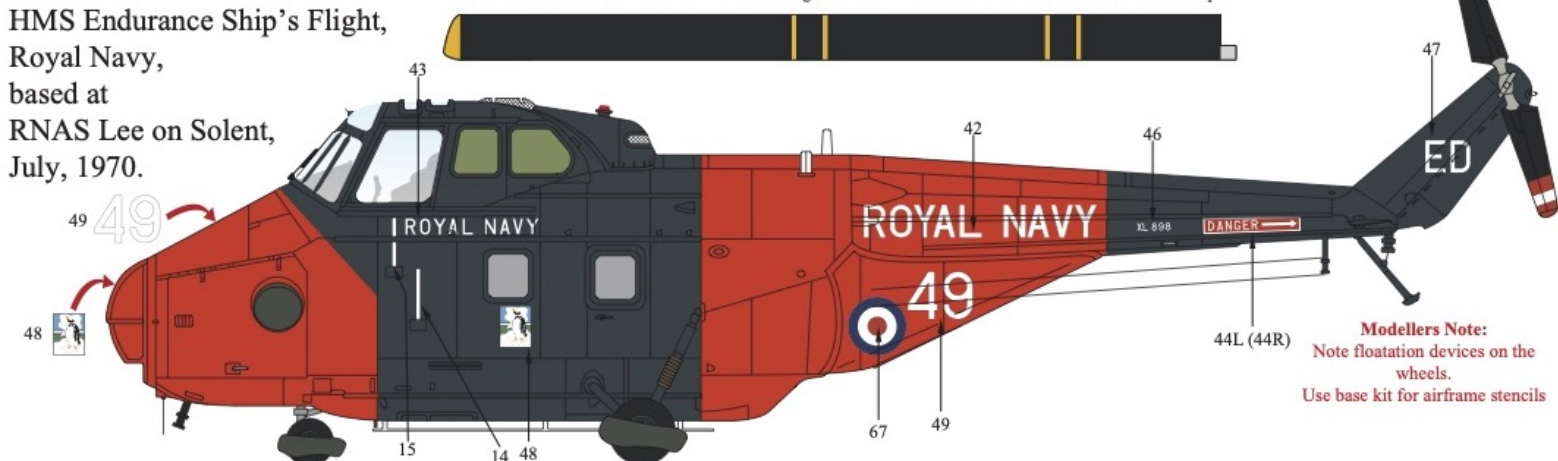
Sikorsky Whirlwind HAS.22  
WV223 of  
781 Naval Air Squadron,  
Royal Navy,  
1960s.

Overall BS381C:228 Emerald Green with White upper areas.  
The main rotor blades are BS381C:642 Night with BS381C:356 Golden Yellow tips.  
The tail rotor blades were also BS381C:642 Night but with BS381C:537 Post Office Red and White tips.



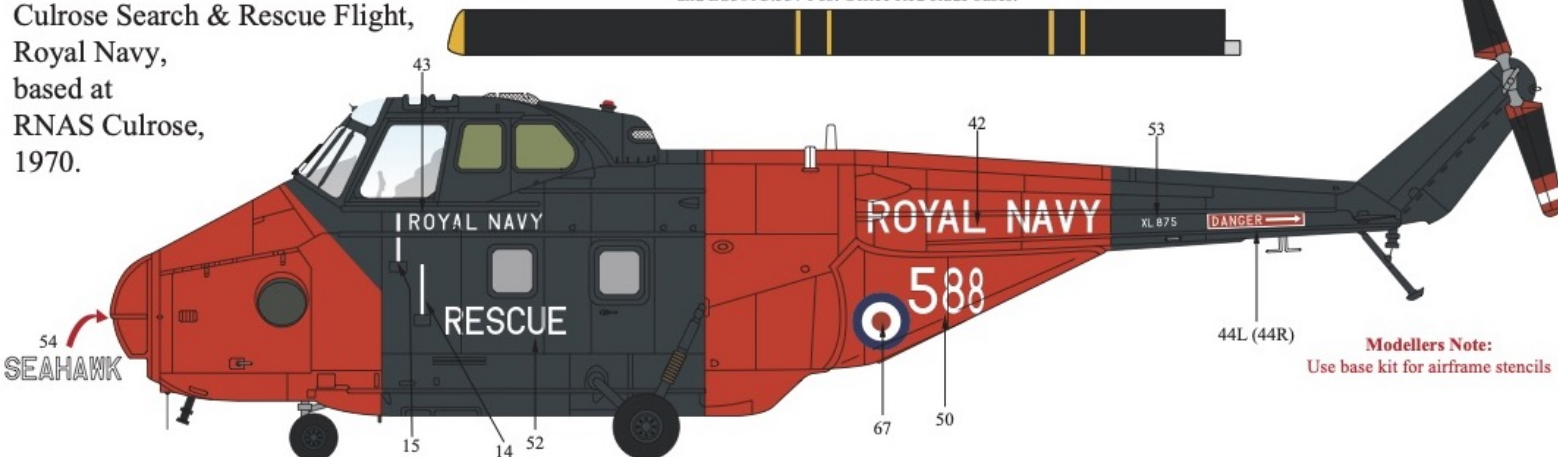
Westland Whirlwind HAR.9  
XL898'49'/'ED' of  
HMS Endurance Ship's Flight,  
Royal Navy,  
based at  
RNAS Lee on Solent,  
July, 1970.

Overall RAF Blue-Grey with Fluorescent Day-Glo Red-Orange areas around the nose and mid-fuselage sections.  
The main rotor blades are BS381C:642 Night with BS381C:356 Golden Yellow tips.  
The tail rotor blades were also BS381C:642 Night but with BS381C:537 Post Office Red and White tips.



Westland Whirlwind HAR.9  
XL875/'588' of  
Culrose Search & Rescue Flight,  
Royal Navy,  
based at  
RNAS Culrose,  
1970.

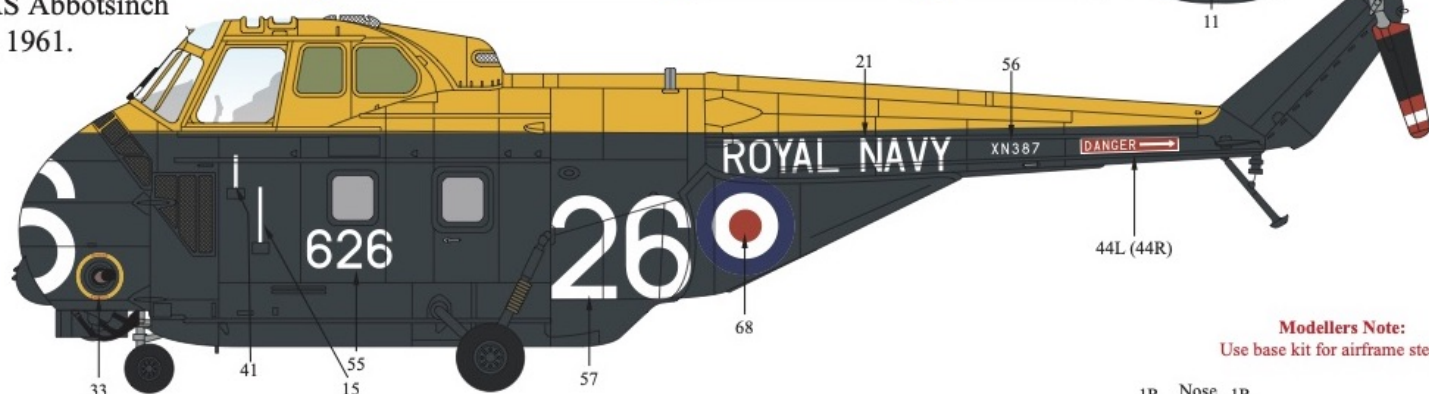
Overall RAF Blue-Grey with Fluorescent Day-Glo Red-Orange areas around the nose and mid-fuselage sections.  
The main rotor blades are BS381C:642 Night with BS381C:356 Golden Yellow tips.  
The tail rotor blades were also BS381C:642 Night but with BS381C:537 Post Office Red and White tips and BS381C:537 Post Office Red blade bases.





**Sikorsky Whirlwind HAS.7**  
**XN387/'626' of**  
**Royal Navy,**  
 seen at  
**RNAS Abbotsinch**  
**July, 1961.**

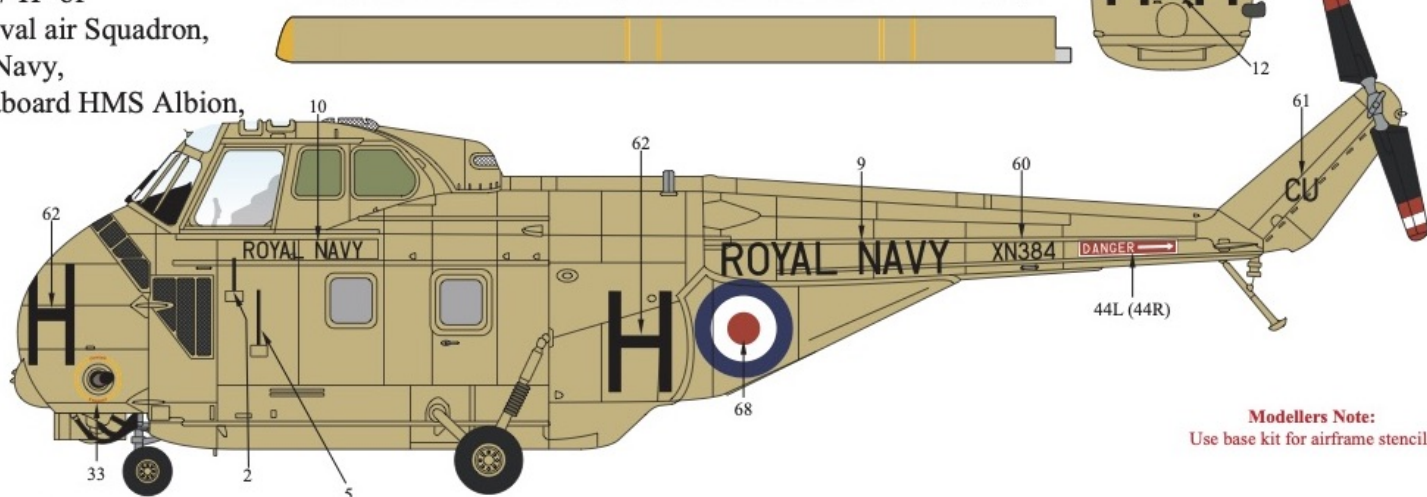
Overall RAF Blue-Grey with BS381C:356 Golden Yellow upper areas.  
 The main rotor blades are BS381C:642 Night with BS381C:356 Golden Yellow tips.  
 The tail rotor blades were also BS381C:642 Night but with BS381C:537 Post Office Red and White tips  
 and BS381C:537 Post Office Red blade bases.



**Modellers Note:**  
 Use base kit for airframe stencils

**Westland Whirlwind HAS.7**  
**XN384/'H' of**  
**846 Naval air Squadron,**  
**Royal Navy,**  
 based aboard HMS Albion,  
 1962.

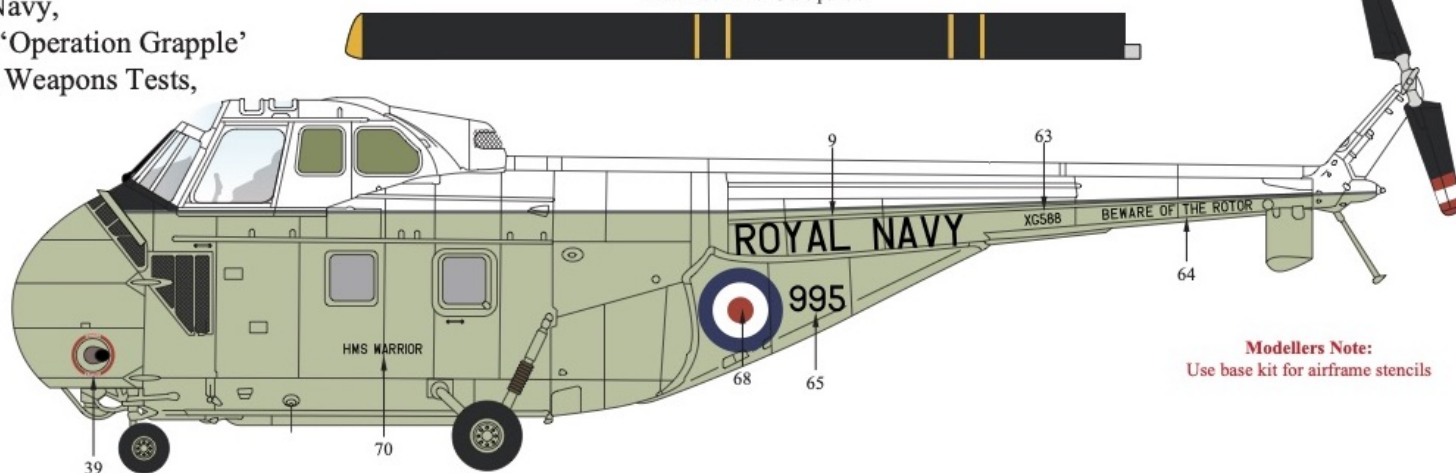
Overall BS381C:361 Light Stone.  
 The main rotor blades are also BS381C:361 Light Stone with BS381C:356 Golden Yellow tips.  
 The tail rotor blades were BS381C:642 Night but with BS381C:537 Post Office Red and White tips



**Modellers Note:**  
 Use base kit for airframe stencils

**Sikorsky Whirlwind HAR.3**  
**XG588/'995' of**  
**HMS Warrior Ships Flight,**  
**Royal Navy,**  
 During 'Operation Grapple'  
 Atomic Weapons Tests,  
 1957.

XG588 was originally painted in overall BS381C:210 Sky with BS381C:640 Extra Dark Sea Grey upper areas but for the 'Operation Grapple' Tests the uppersurface was overpainted in White, leaving a BS381C:640 Extra Dark Sea Grey 'cheatline'.  
 The main rotor blades are BS381C:642 Night with BS381C:356 Golden Yellow tips.  
 The tail rotor blades were also BS381C:642 Night but with BS381C:537 Post Office Red and White tips.  
 Matt Black Anti-Glare panel.



**Modellers Note:**  
 Use base kit for airframe stencils

#### Xtracolor Paints

X005 Extra Dark Sea Grey  
 X007 Sky  
 X013 RAF Blue-Grey  
 X019 Trainer Yellow  
 X029 Light Stone  
 X121 Glossy Sea Blue  
 X141 White  
 X404 Matt Black  
 X501 Silver

#### Paints:

The colours used on these aircraft can be found in the  
 Xtracolor (prefix number with X) and Xtracrylix  
 (prefix number with XA1) range of paints.

#### Xtracrylix Paints

XA1005 Extra Dark Sea Grey  
 XA1007 Sky  
 XA1013 RAF Blue-Grey  
 XA1019 Trainer Yellow  
 XA1029 Light Stone  
 XA1121 Glossy Sea Blue